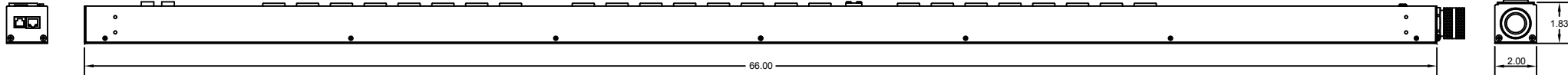
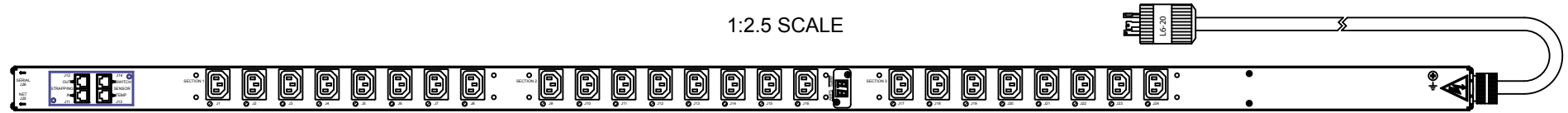
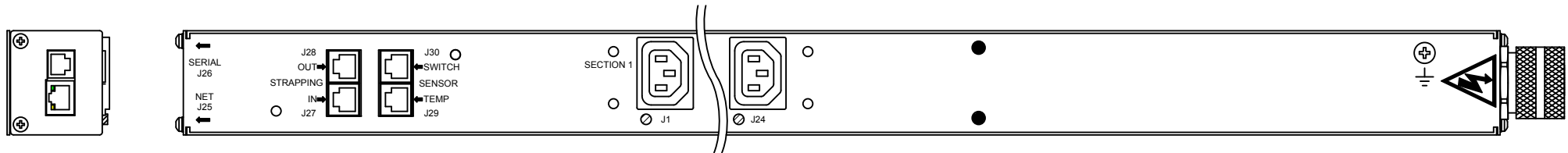


LTR	ECCO No.	REVISION	DR	CK	AP	DATE
A	NONE	ENGINEERING RELEASE	JDS			02/05/08
B	8786	UPDATE BORDER, LOGO, TEXT, GND SCREW	UO			31 JAN 10

1:2.5 SCALE



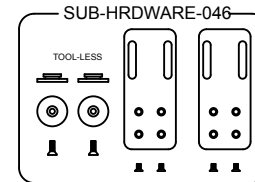
1:1 SCALE



NOTES:

- RACK MOUNTED STEEL CHASSIS, BLACK MEDIUM TEXTURE  
66.00" LENGTH (70" WITH BRACKETS)  
2.00" WIDTH  
1.83" DEPTH  
MOUNTING HARDWARE KIT INCLUDED (SUB-HRDWARE-046)  
WIRE TRAY KIT INLCUDED (KIT-CABLRES-030)
- INPUT: 200-240 VAC 16A, SINGLE PHASE, 50/60 Hz.  
POWER CABLE: 10 FT 12/3 SOOW CABLE WITH NEMA L6-20 PLUG
- OUTPUT: 200-240 VAC, 12A AT 24 INDIVIDUALLY CONTROLLED  
IEC 60320 C-13 RECEPTACLES  
J1 - J24: 16A MAX TOTAL
- BREAKER: NONE
- SPIKE/ SURGE SUPPRESSION: NONE
- FILTER: NONE
- CURRENT MONITOR: 30A MAX  
TRUE RMS CURRENT METER  
RESOLUTION: ± 1A  
MEASURES CURRENT FOR EACH SECTION  
LOCAL LED DISPLAY  
REMOTE MONITORING VIA ETHERNET OR SERIAL CONNECTION

- STRAPPING:  
CONNECT UP TO 23 ADDITIONAL IPV SERIES  
POWER CONTROLLERS USING J27 & J28 CONNECTORS.
- REMOTE CONTROL:  
J25: RJ45 ETHERNET PORT; 7 FT. CAT-5 CABLE INCLUDED  
J26: RJ12 RS-232 SERIAL PORT; 6 FT. CABLE TO DB9 INCLUDED
- CONTROL INTERFACES:  
SERIAL TEXT MENU VIA TERMINAL SOFTWARE  
TELNET TEXT MENU VIA TERMINAL SOFTWARE  
WEB BROWSER GRAPHICAL INTERFACE  
SNMP READ/WRITE
- SENSOR INTERFACES:  
TEMP INTERFACE: MONITORS TEMPERATURE AND HUMIDITY  
SWITCH INTERFACE: MONITORS 3 SEPARATE CONTACT CLOSURES  
(OPTIONAL SENSORS REQUIRED)
- INDICATOR LIGHTS  
24 GREEN LED's, INDIVIDUAL OUTLET INDICATORS
- US/C ETL LISTED ITE EQUIPMENT EN 60950-1
- RoHS COMPLIANT PRODUCT PER  
DIRECTIVE 2002/95/EC WITH APPLICABLE EXEMPTIONS



EATON APPROVAL

DATE

THE INFORMATION AND DESIGN DISCLOSED HEREIN WAS ORIGINATED BY AND IS THE PROPERTY OF EATON CORPORATION. EATON CORPORATION RESERVES ALL PATENT, PROPRIETARY DESIGN, MANUFACTURING, REPRODUCTION, USE AND SALE RIGHTS THEREIN AND TO ANY ARTICLE DISCLOSED THEREIN, EXCEPT TO THE EXTENT RIGHTS ARE EXPRESSLY GRANTED TO OTHERS. THE FOREGOING DOES NOT APPLY TO VENDOR PROPRIETARY PARTS. COPYRIGHT © 2010 EATON CORPORATION		DIMENSIONS IN INCHES TOLERANCES: DECIMALS - ANGLES .XXX ± 0.02 .XX ± 0.05 .X ± 0.10 UNLESS OTHERWISE SPECIFIED	TITLE <b>ENGINEERING DRAWING</b> IPV70B2-EP1-10L ASSY 3541	9550 Jeronimo Road, Irvine, California 92618 Phone (949) 452-9500 www.ePDU.com
DRAWN BY: J. SHETHI SCALE: D SHEET: 1 OF 1 CAGE CODE: 31792	DWG NO.: IPV70B2_EP1_3541B_ME	REV: B		